



Product Technical Specification

**AccuBind ADROIT 401**  
**V-Shape Layflat Binding Machine**

V.PT722.0.1



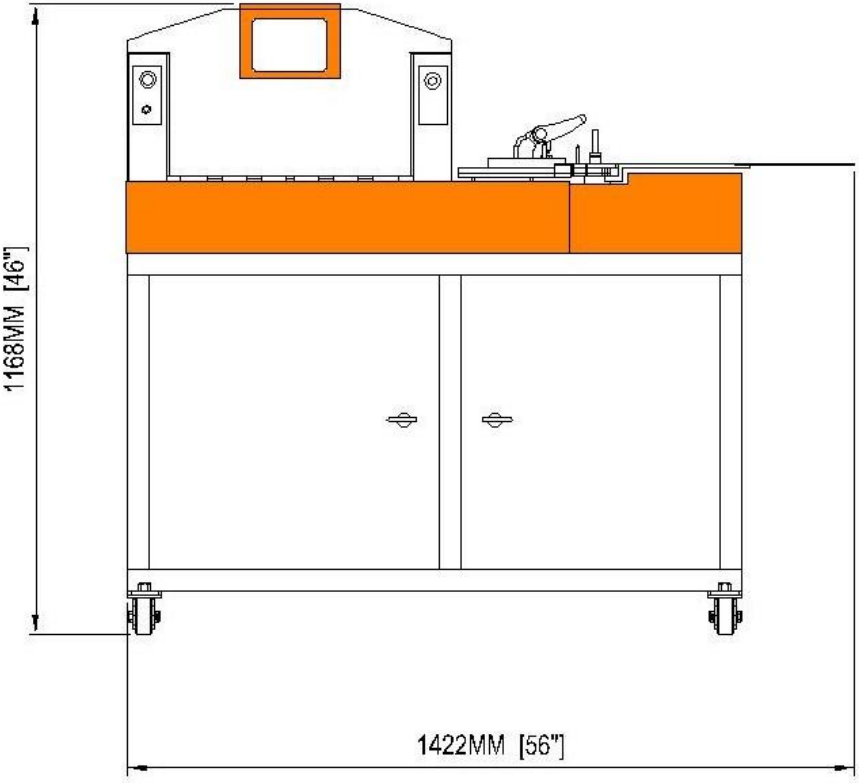
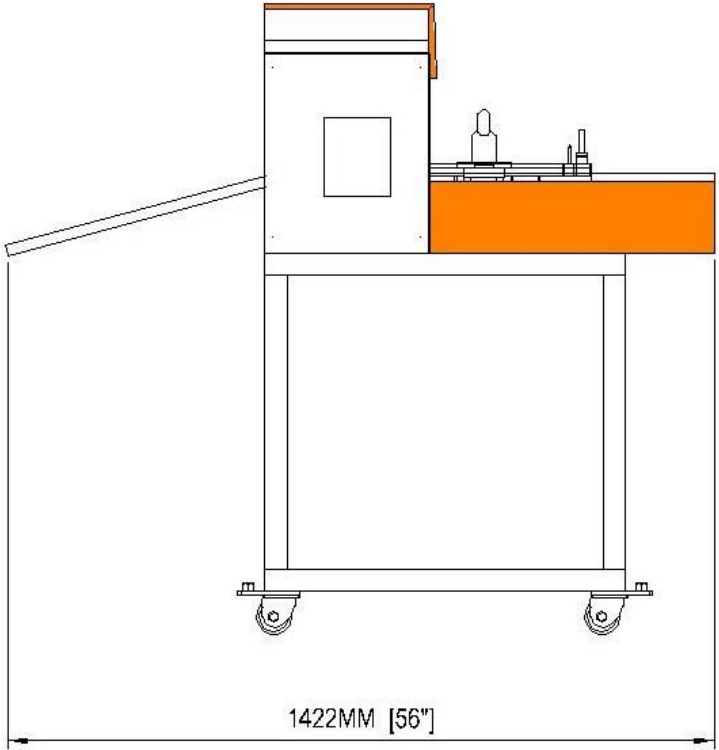


**AccuBind ADROIT 401**  
**V-Shape Layflat Binding Machine**



# AccuBind ADROIT 401

## FLOOR DIMENSION



# TECHNICAL SPECIFICATION

<b>MACHINE DIMENSION</b>	<b>1422 x 1422 x 1168 ( mm )</b>
<b>POWER SUPPLY</b>	<b>220V AC ( 50 Hz )</b>
<b>POWER CONSUMPTION</b>	<b>250 WATTS</b>
<b>SPEED</b>	<b>700 SHEETS / HOUR</b>
<b>MAX PAPER SIZE</b>	<b>482 mm x 482 mm   19" x 19" (INCH)</b>
<b>MIN PAPER SIZE</b>	<b>320 mm x 203 mm   12.5" x 8" (INCH)</b>
<b>PAPER THICKNESS</b>	<b>MIN 150 gsm – MAX 300 gsm</b>
<b>SYNTHETIC PAPER THICKNESS</b>	<b>MIN 0.125 mm – MAX 0.175 mm</b>
<b>AIR COMPRESSOR</b>	<b>PNEUMATIC CONNECTION REUIRED</b>

AccuBind Adroit 401 is a versatile Binding machine. The uniqueness lies in the multiple uses yet simple operations that are involved. AccuBind Adroit 401 executes three basic processes involved in Binding: Window Cutting /Creasing, V-Shape Hole Punching & Stapling. All these processes are programmed in a way, which the operator just feeds the prints manually. The V-Shape Photo Book is made with Window Cutting or creasing also. Apart from this, one of the exceptional features consists of performing multiple operations on a single sheet in a single run. This helps in creating Fold Covers, Panel Card Fold Covers and Table Standees which can be used as Calendars, Menu Cards etc.

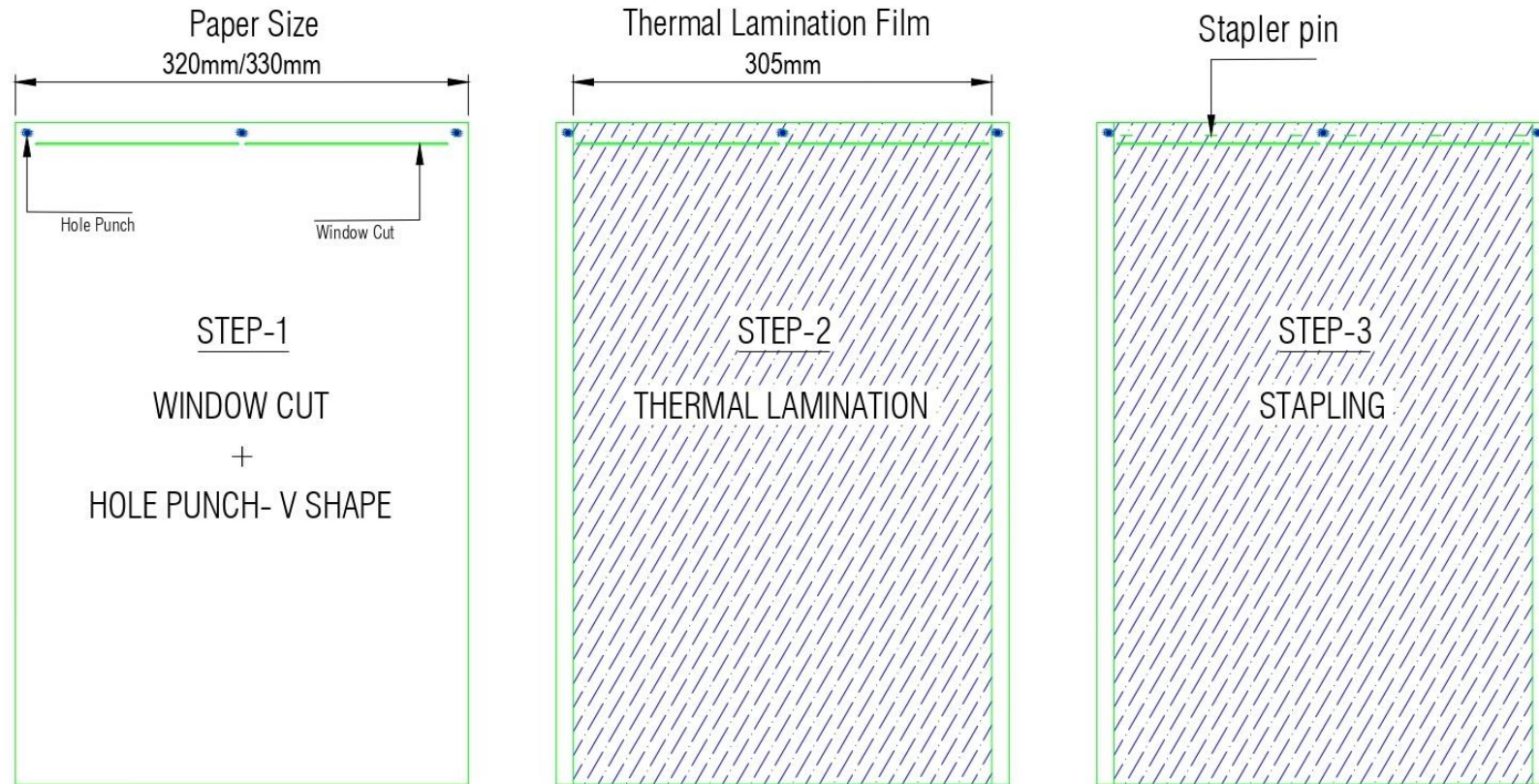
# FEATURES

- Digital Microcontroller with a large LCD touch screen to pre defines & save each project.
- Two binding options are available window cutting & creasing, with hole punching & stapling
- 99 programs can be stored with precise memory of window cutting, creasing & hole punching measurement
- Performs multiple operations in a single run to create fold covers and table standees, creates up to 6 windows or crease per sheet in a single run
- Combine the process of window cutting, hole punching and stapling process with utmost precision, done in a single window

## V-Shape Process

- Our patented Hole punch in V-Shape technology arrange the prints in V-Shape for lay flat opening

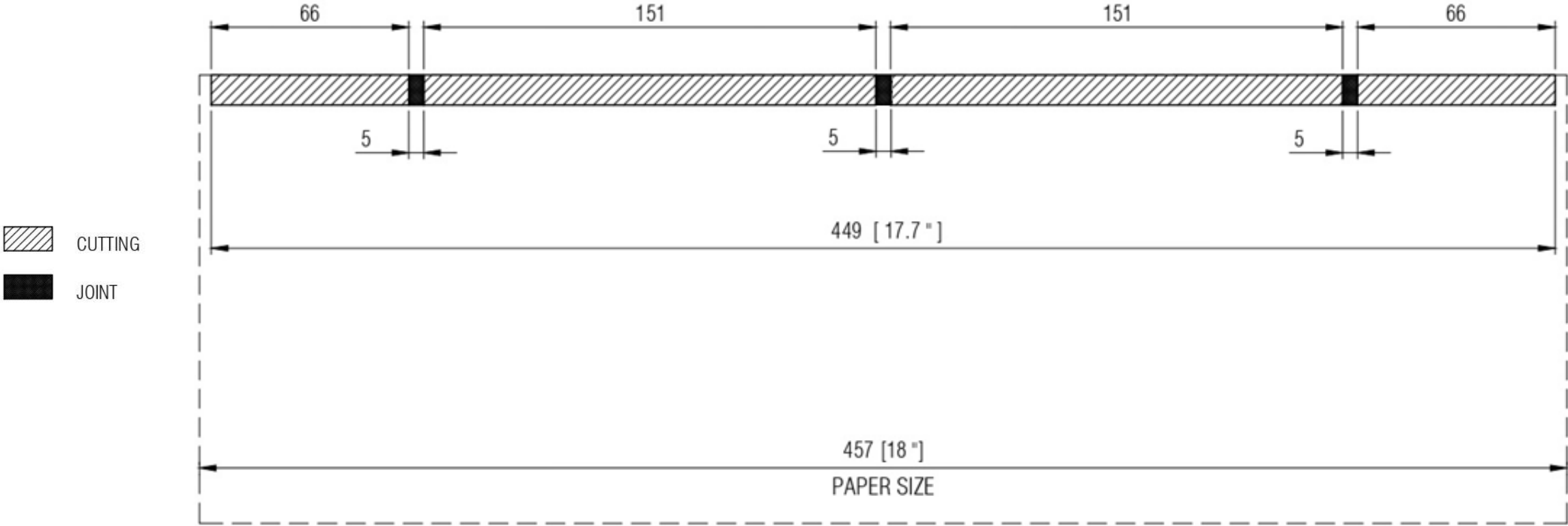
# PROCESS





## **RECOMMENDED DETAILS**

- 1: PAPER SIZE 320mm X 470mm OR 330mm X 482mm
- 2: PRINTING SIZE 300mm APPROX
- 3: THERMAL FILM SIZE 305mm

# Die Design Layout

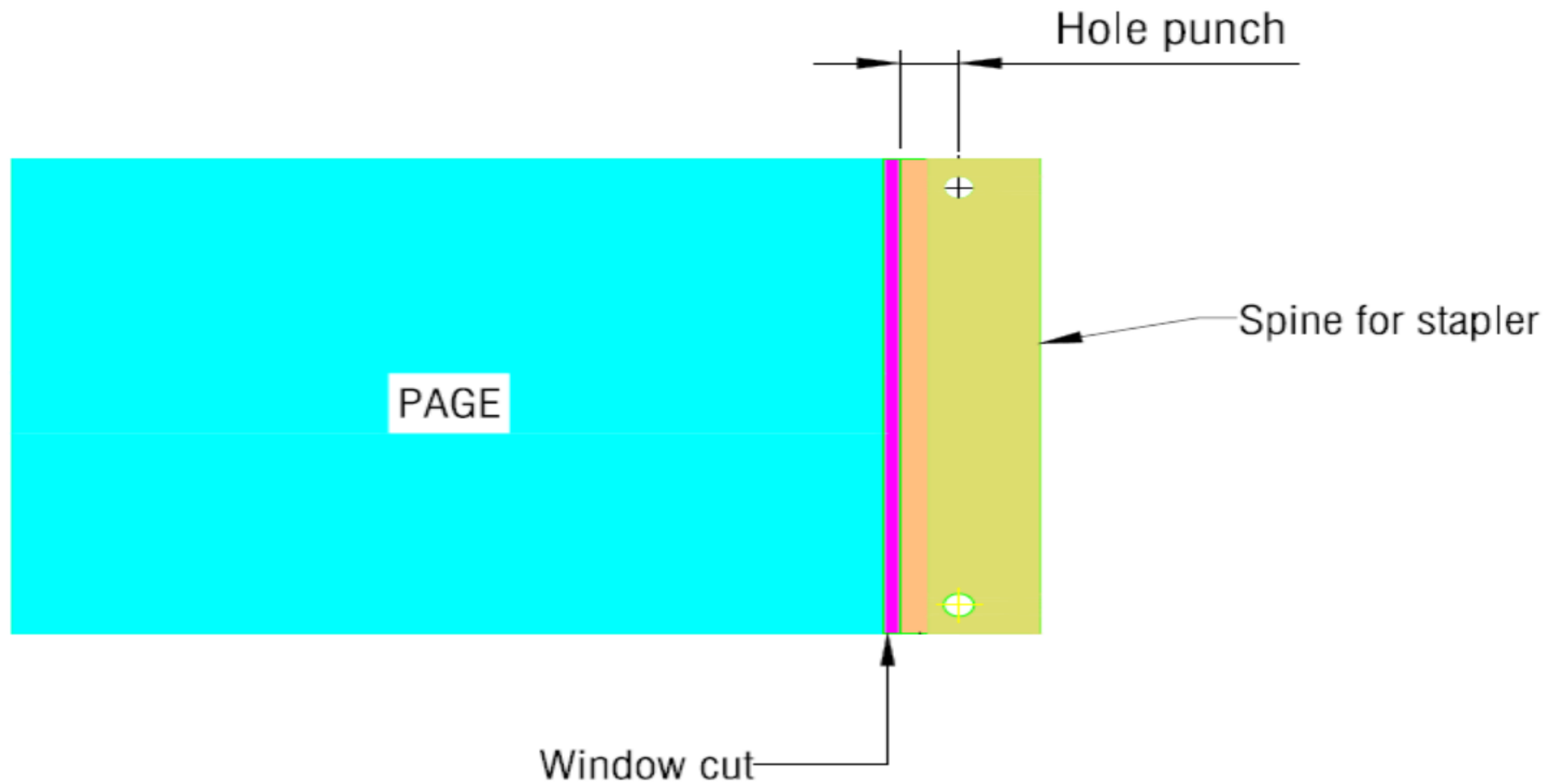


# SPINE & STAPLING AREA

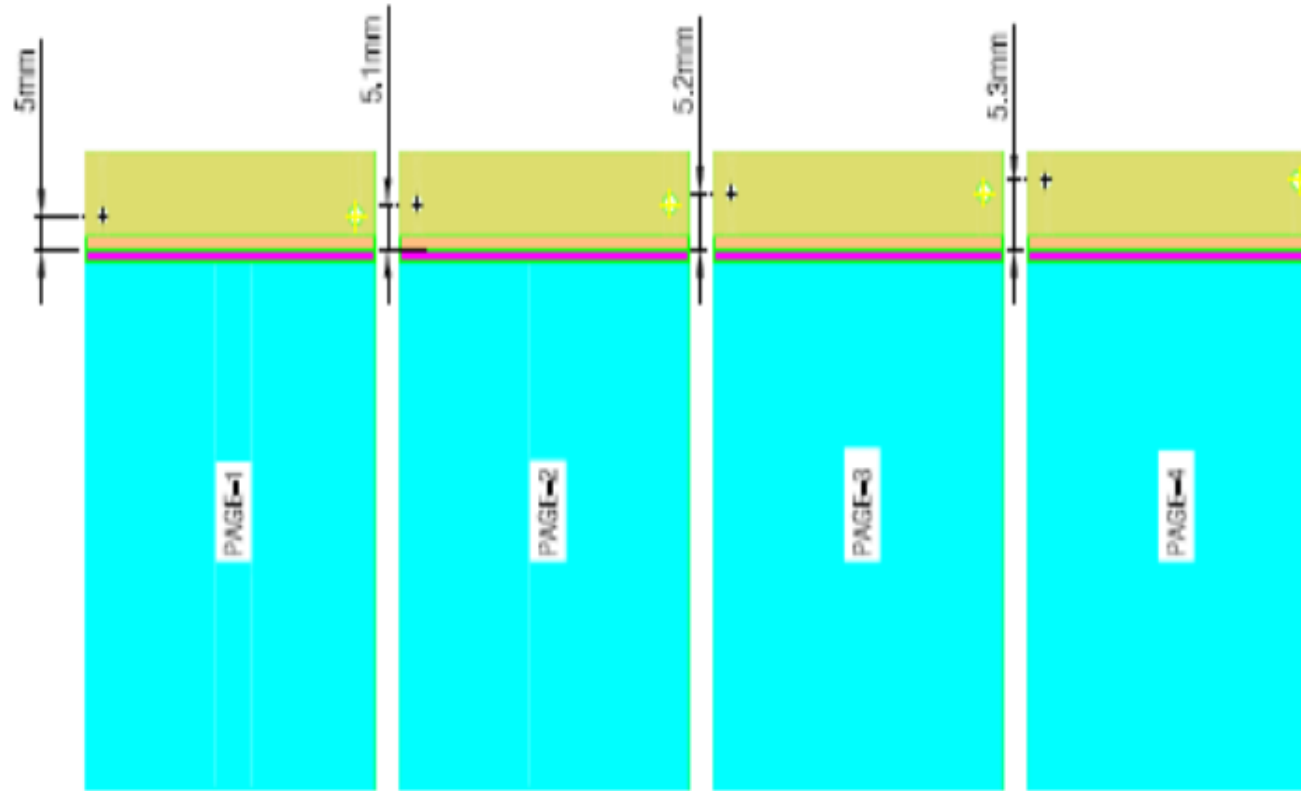


NO. OF PAGES	REQUIRED SPINE DISTANCE
10 TO 40	15 MM
40 TO 60	18 MM
60 TO 80	20 MM

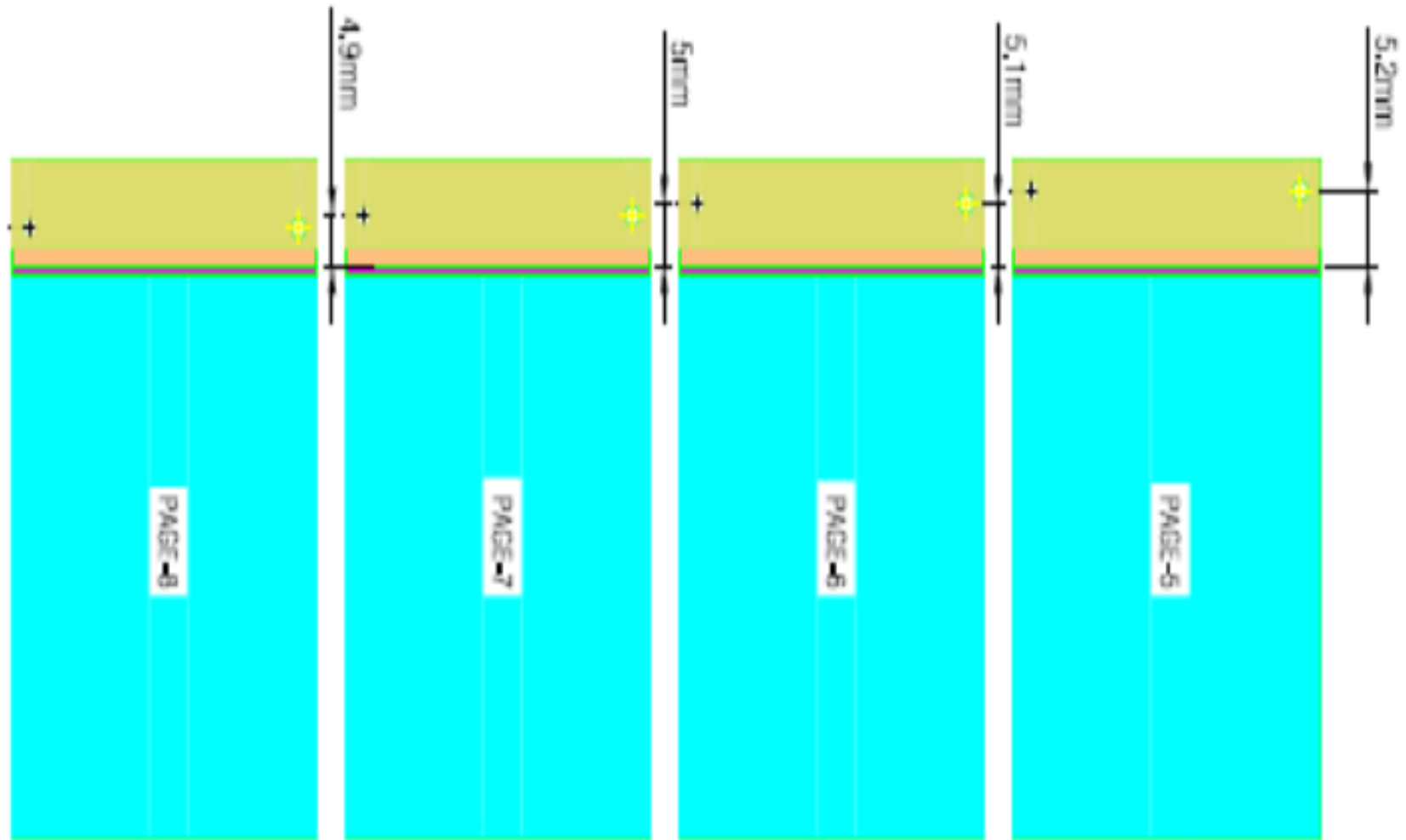





The length of each page is uniform and window cut / slitting is at one position only, the Hole punch location shifts with every page in an increasing and decreasing mode, from 50% of page ( example if page number is 8 then in the first 4 pages the hole will be in an increasing mode and the balance pages are in a decreasing order.



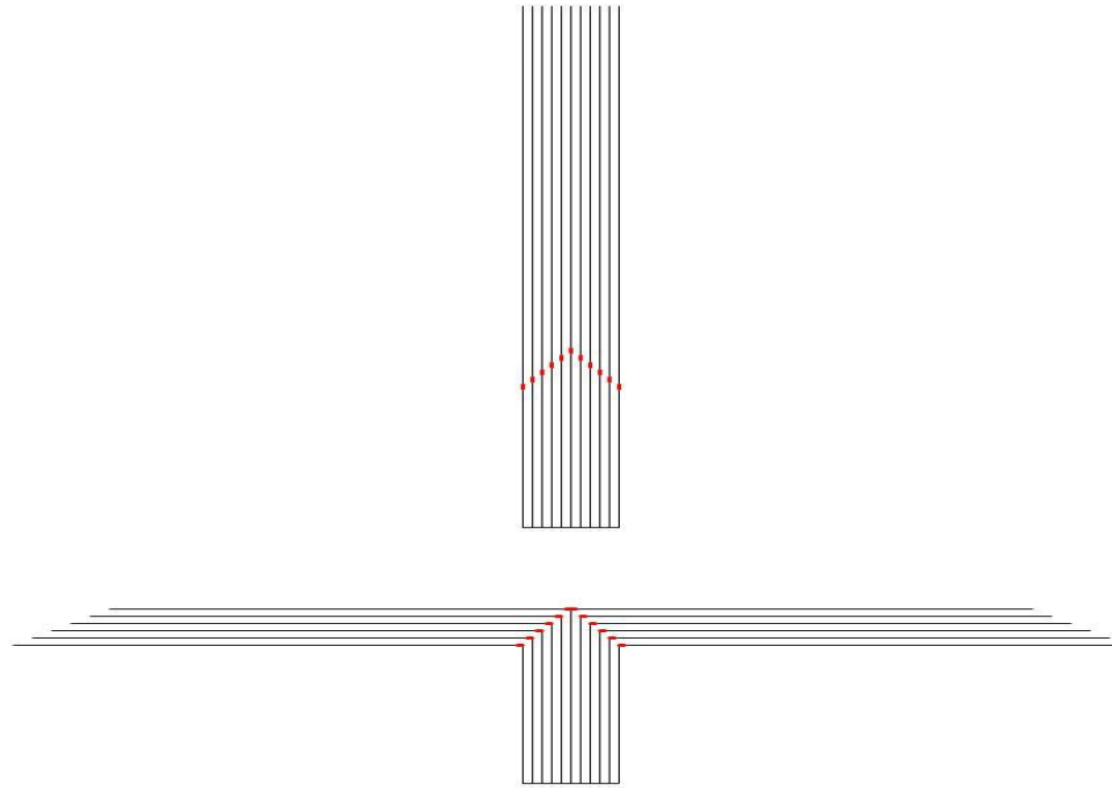
This Image : Increasing Mode



This Image : Decreasing Mode



When you place all the pages in consequently sequenced manner, in the vertical pin (Blue color) provided , all the pages will align automatically and form a V-Shape.



Window cut is at one position only, so a print having panoramic landscape image spreaded in two different pages, matches perfectly with the help of V-Shape lay flat binding technology.



Regular Binding



V-Shape LayFlat Binding





[pinnacletechnocrats.com](http://pinnacletechnocrats.com)



[sales@pinnacletechnocrats.com](mailto:sales@pinnacletechnocrats.com)

