



Product Technical Specification

**ADROIT Z a (Auto Inline)  
V-Shape Layflat Binding**

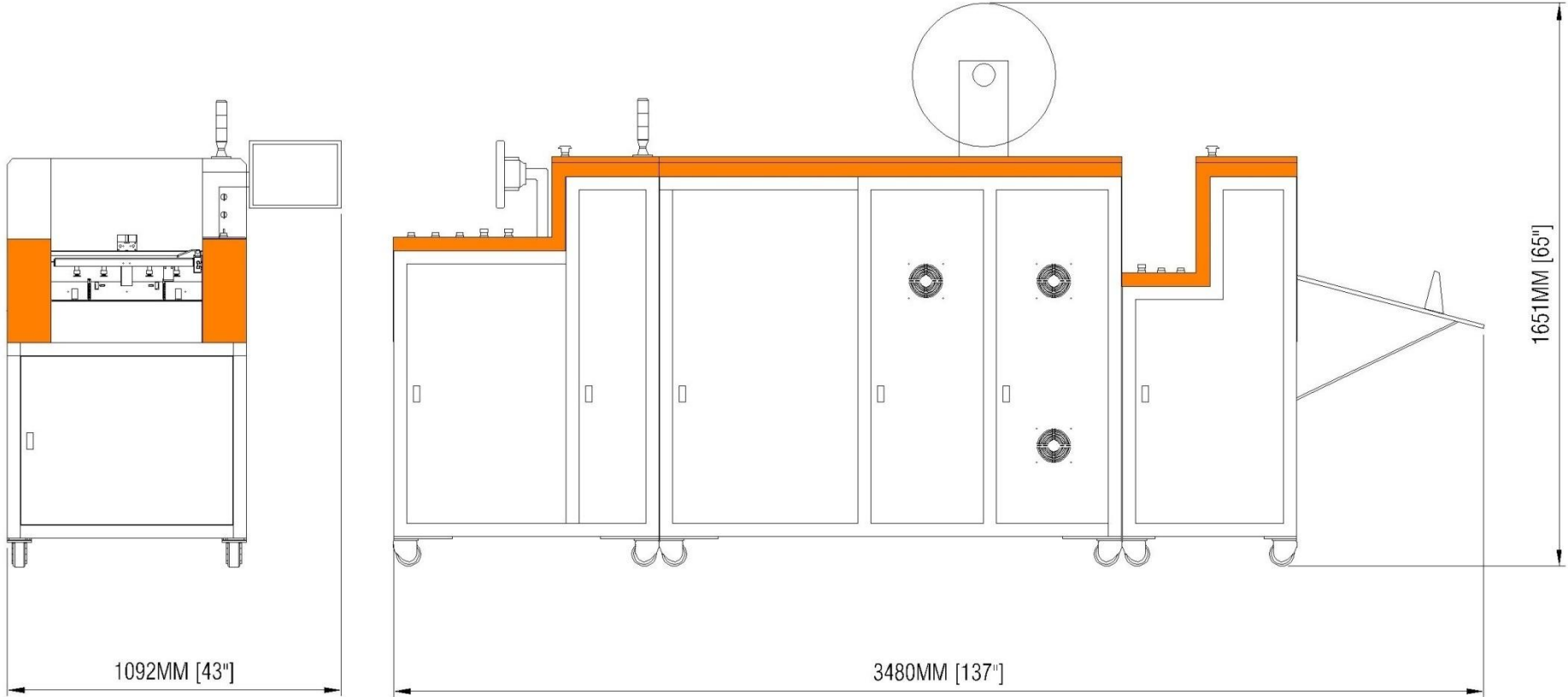
V.PT722.0.1





## ADROIT Z a (Auto Inline) V-Shape Layflat Binding

# ADROIT Z a (Auto Inline) FLOOR DIMENSION



# TECHNICAL SPECIFICATION

<b>MACHINE DIMENSION</b>	<b>3480 x 1092 x 1651 ( mm )</b>
<b>POWER SUPPLY</b>	<b>220V AC ( 50 Hz )</b>
<b>POWER CONSUMPTION</b>	<b>6000 WATTS</b>
<b>SPEED</b>	<b>850 SHEETS / HOUR</b>
<b>MAX PAPER SIZE</b>	<b>380 mm x 510 mm   15" x 20" (INCH)</b>
<b>MIN PAPER SIZE</b>	<b>320 mm x 380mm   12.5" x 15" (INCH)</b>
<b>PAPER THICKNESS</b>	<b>MIN 150 gsm – MAX 300 gsm</b>
<b>SYNTHETIC PAPER THICKNESS</b>	<b>MIN 0.125 mm – MAX 0.175 mm</b>
<b>AIR COMPRESSOR</b>	<b>PNEUMATIC CONNECTION REQUIRED</b>

**\* In Non Tear paper static charge should be less then 2KW at the time of binding process**

Adroit Z a (Auto Inline) helps programming up to 10 Photo books, with varied specifications. Adroit Z a (Auto Inline) is a complete Inline process for V-Shape Binding design to make a Photo Book. The entire Binding processes in Adroit Z a (Auto Inline) are atomized. The entire process is carried out without any human intervention, Once the programming is pre-defined for each book, Adroit Z a (Auto Inline) carries on the entire process right from WINDOW CUTTING, HOLE PUNCHING IN V-SHAPE, DUST CLEANING, THERMAL LAMINATING AND AUTO CUTTING of the Laminated sheets with Utter precision. Thus, in no time, the entire stake of Photo Books is ready to be Stapled and Binded to take a V-Shape LayFlat open Photobook.

# FEATURES

## ❖ 10" (inch) Touch Control Panel Display

Every aspects can be pre-programmed with 10" (inch) display with windows 10 OS & PLC

Easy & User-friendly touch control program for V-Shape Layflat Binding

## ❖ Auto Feeder

Electro Pneumatic feeder is specially designed for inserting one sheet at a time.

(Static charge should not be more than 2kw on paper surface for smooth single sheet feeding)



## ❖ Auto Cut (Sheet Separator)

Built in automatic cutting system for cutting sheets

# STAPLER UNIT




# SPINE & STAPLING AREA

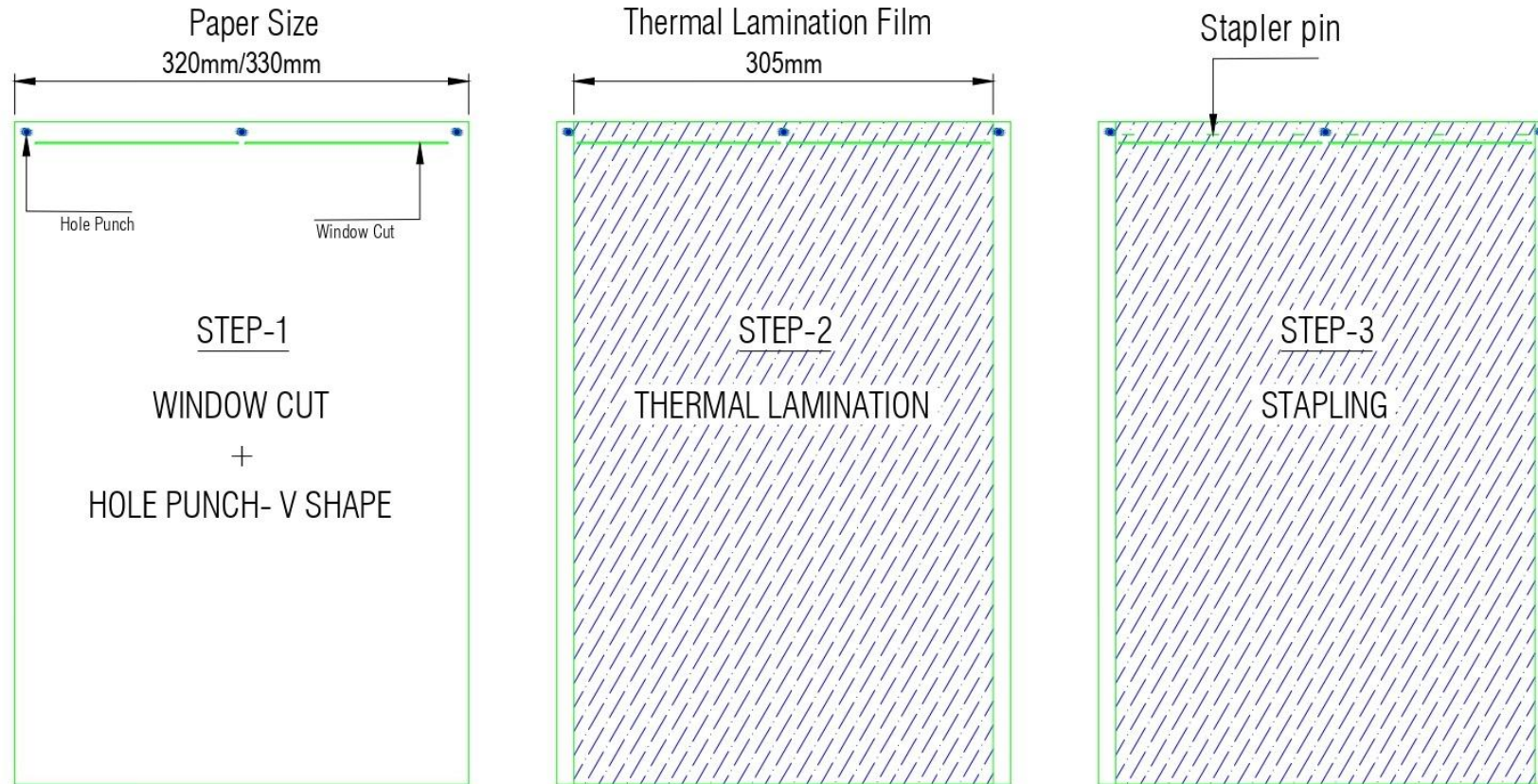


NO. OF PAGES	REQUIRED SPINE DISTANCE
10 TO 40	15 MM
40 TO 60	18 MM
60 TO 80	20 MM

PAPER IN



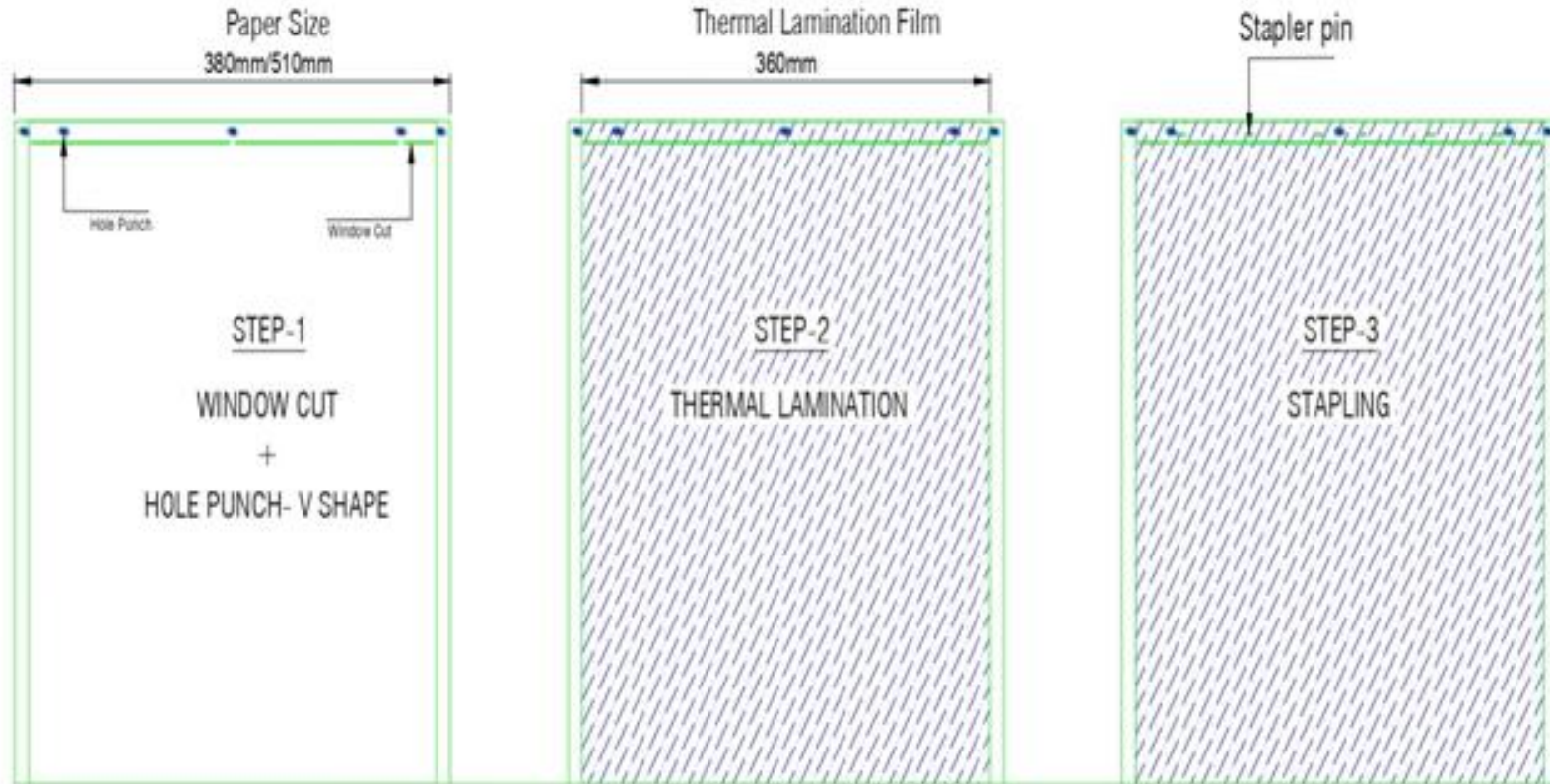
# PROCESS



## **RECOMMENDED DETAILS**

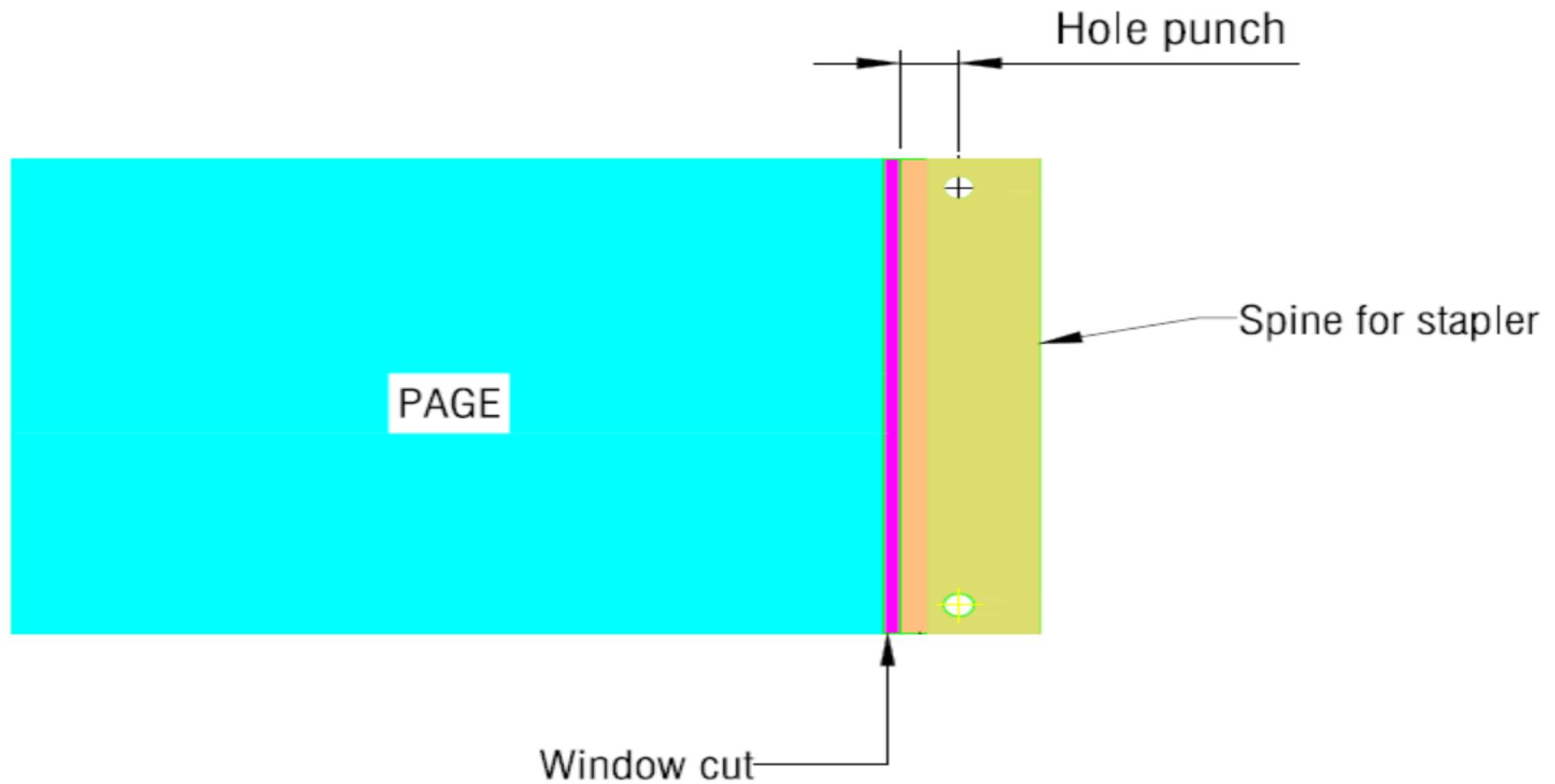
- 1: PAPER SIZE 320mm X 470mm OR 330mm X 482mm
- 2: PRINTING SIZE 300mm APPROX
- 3: THERMAL FILM SIZE 305mm

# PROCESS

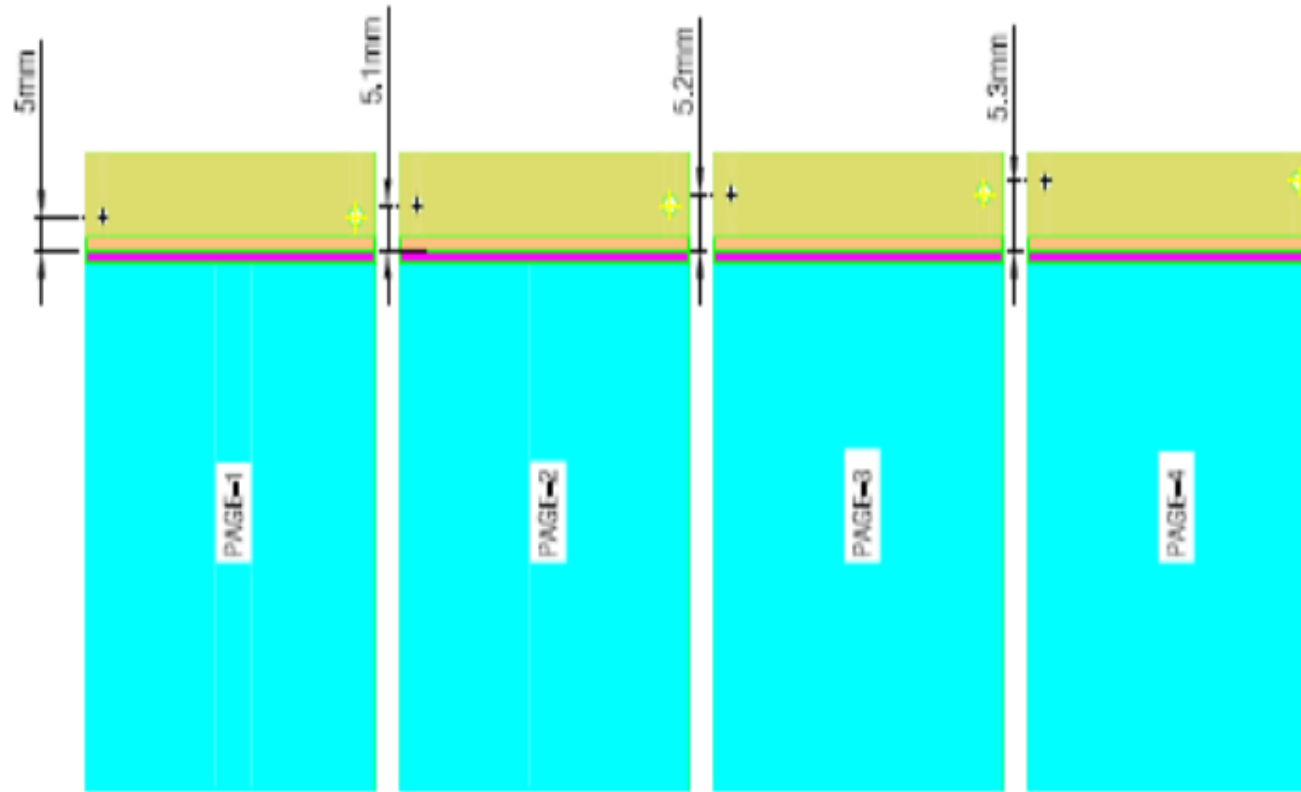


## RECOMMENDED DETAILS

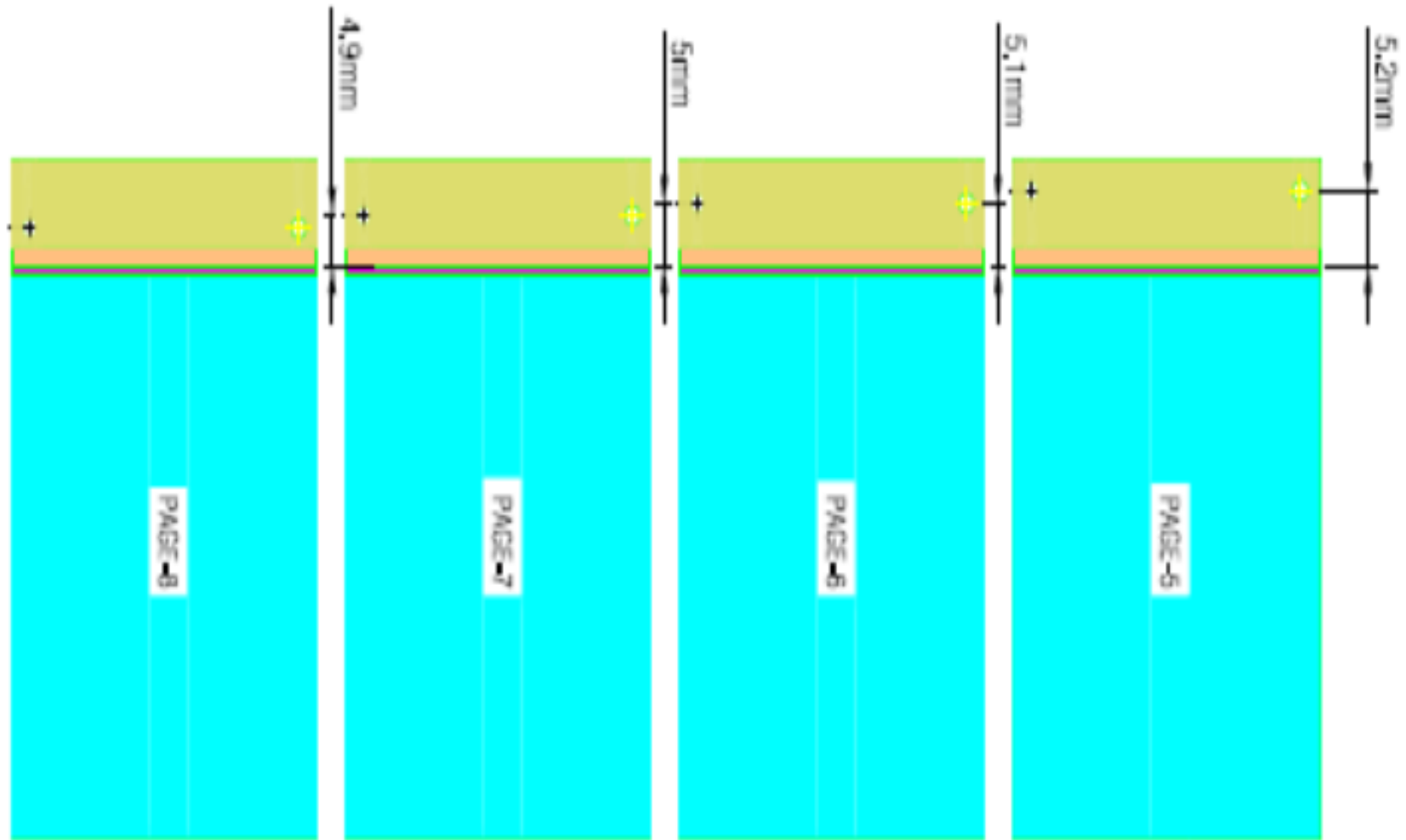
- 1: PAPER SIZE 380mm X 510mm
- 2: PRINTING SIZE 355mm APPROX
- 3: THERMAL FILM SIZE 360mm




The length of each page is uniform and window cut / slitting is at one position only, the Hole punch location shifts with every page in an increasing and decreasing mode, from 50% of page ( example if page number is 8 then in the first 4 pages the hole will be in an increasing mode and the balance pages are in a decreasing order.



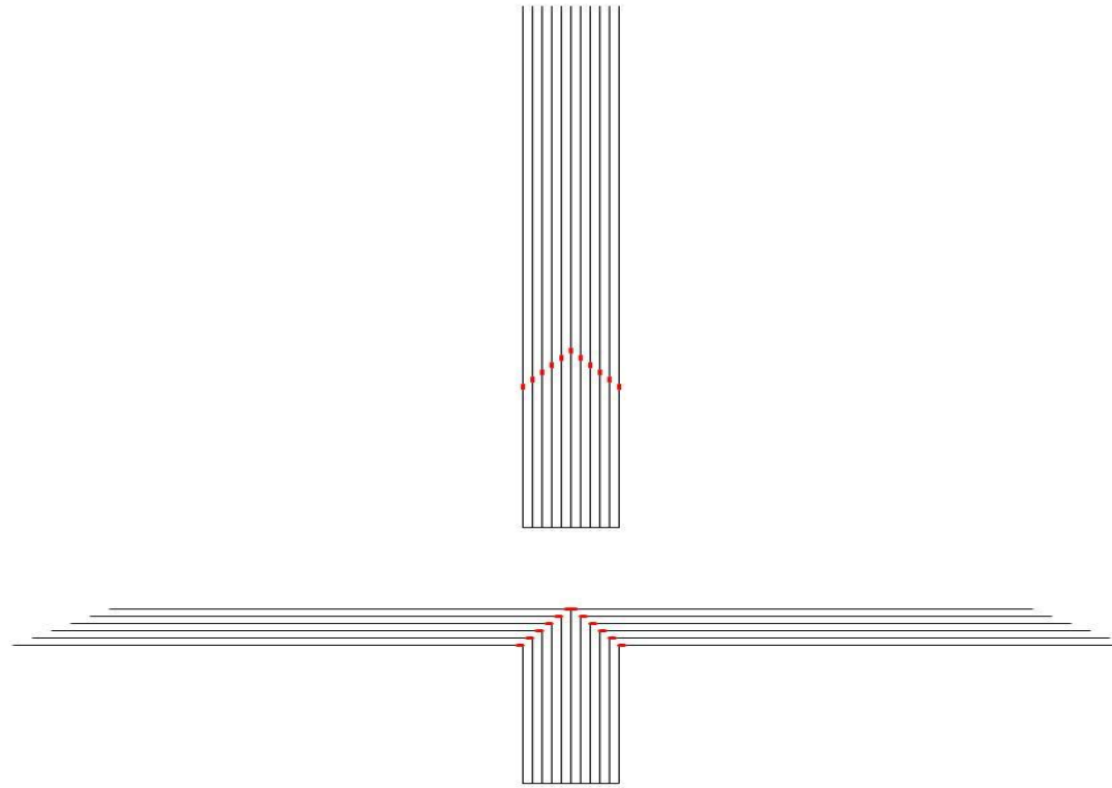
This Image : Increasing Mode



This Image : Decreasing Mode



When you place all the pages in consequently sequenced manner, in the vertical pin (Blue color) provided , all the pages will align automatically and form a V-Shape.



Window cut is at one position only, so a print having panoramic landscape image spreaded in two different pages, matches perfectly with the help of V-Shape lay flat binding technology.



Regular Binding



V-Shape LayFlat Binding





[pinnacletechnocrats.com](http://pinnacletechnocrats.com)



[sales@pinnacletechnocrats.com](mailto:sales@pinnacletechnocrats.com)

